

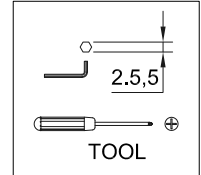
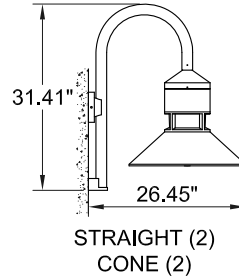
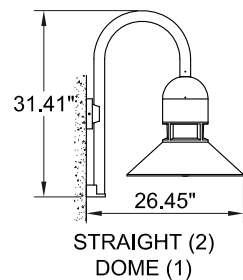
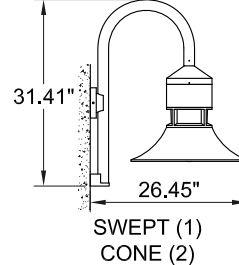
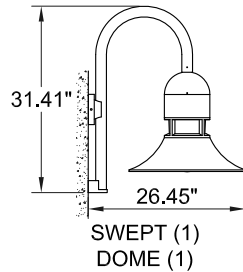
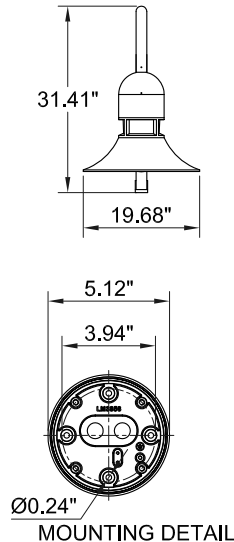
INSTALLATION AND SERVICE MANUAL

LIGMAN
LIGHTING USA

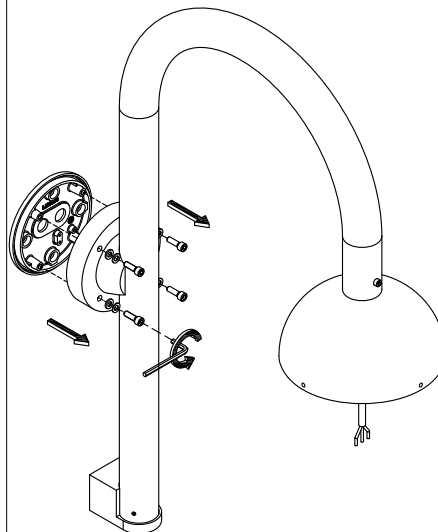
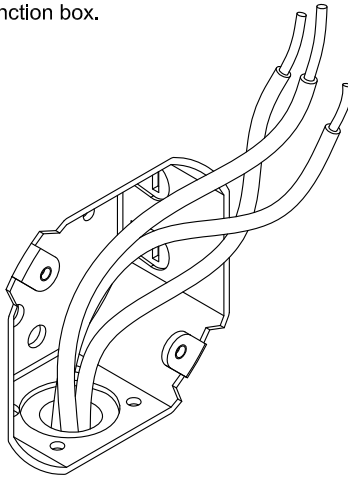
For installation of Columbus sheppards crook medium shade wall light.COB
Model. UCO-30196.

Product drawing (dlmenslons)

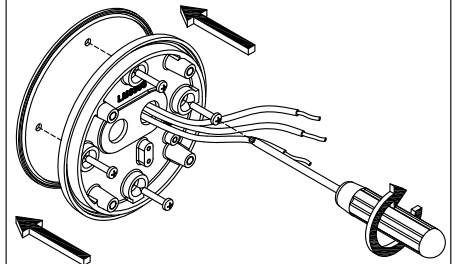
SUITABLE FOR WET LOCATIONS



NOTE
Mounts over
a 3"Octagonal
Junction box.



Install Gasket between wall
and Back Plate.



Position the Back Plate
over the J Box and Secure
the back plate to the wall

Notice to installer :

- 1.WIRING INSTRUCTIONS** Warning : RISK OF FIRE AND ELECTRICAL SHOCK. : FIXTURE MUST BE INSTALLED BY A QUALIFIED ELECTRICIAN ONLY>FIXTURE IS INTENDED FOR INSTALLATION IN ACCORDANCE WITH THE NATIONAL ELECTRICAL CODE, LOCAL AND FEDERAL CODE SPECIFICATIONS. DISCONNECT POWER BEFORE SERVICING.
- 2.This fixture has a VOLTAGE SPECIFIC BALLAST**,Check that the supply voltage is the same as the installed ballast voltage.

Ligman Lighting USA

7144 NW Progress Court, Hillsboro
Oregon, 97124, USA
Tel : 503 645 0500 | Fax : 503 645 8100

www.ligmanlightingusa.com

UCO-30196 11/09/17 REV.2 1/2



FM-TS-13/25-05-2007-REV.2

